

Renault Trafic

Wheelchair Accessible Vehicle

With its stylish and protective design, quiet efficient engines, the latest on-board technology and high levels of comfort and safety, the Trafic holds all the cards.

The wheelchair accessible Renault Trafic from Versa enterprises on these desirable features and our conversion ensures an affinity throughout the vehicle. Our high-quality engineering ensures a final product which is not only practical, but stylishly convenient.



Nationwide
Service



High Quality
Conversions



Friendly and
Experienced Team



Customer
Aftercare

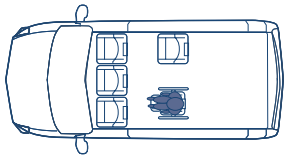
Mobility experts you can trust

Renault Trafic WAV

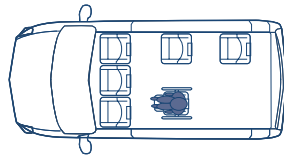
The wheelchair accessible Renault Trafic by Versa can accommodate the wheelchair user and up to seven seated passengers (including the driver); there is also the option of up to nine seated passengers when the wheelchair user isn't travelling. If more space is required, or a second wheelchair position, it is possible to select a long wheelbase version. Wheelchair access is via an electric tail lift to the rear of the vehicle, which can be substituted for a manual ramp if preferred. The Trafic is available in manual or automatic transmission and in three trim levels: Business, Business+ and Sport.

Features include DAB radio, AUX & USB connectivity, powered door mirrors & electric front windows and twin sliding doors with opening windows.

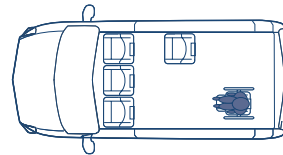
Vehicle Layouts



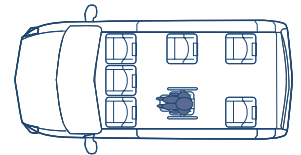
Standard conversion includes one seat in the rear and one wheelchair position.



Popular upgrade is to add one additional rear seat.



Alternative wheelchair position.



Maximum seating capacity using our standard conversion method with two fixed seats and one tip and fold seat.

The Renault Trafic is a popular and flexible WAV with many possible variations on how we can configure the seating layout for passengers and wheelchair user(s). Shown above are just a selection of possible layouts. There are however many alternative variations available which our WAV Advisors would be happy to discuss with you.

Top Features

- Fully flat floor
- Lined, sound-proofed and fully carpeted
- Storage box as standard for restraints
- AL1 Panorama tail lift offers good rear visibility and 400kg capacity
- Twin sliding doors with sliding window
- Tailgate provides shelter when using the tail lift
- Fully automatic retractable front and rear restraints as standard
- Three-point inertia seatbelt for wheelchair user
- Full size rear seats (with ISOFix points available)
- Metallic paint as standard for Motability customers

Key Statistics

Standard Seating	4 seats + wheelchair
Wheelchair access	Electric tail lift or ramp
Fuel Type	Diesel
Entry height	1,265mm
External height	1,971mm
External length	4,999mm
Standard lift width	747mm
Standard lift length	1,400mm



Call: 0330 108 7348
bristolstreetversa.com